

**OAKLEIGH 67" ACRYLIC
TUB WITH INTERNAL DRAIN ,
PIPE ONLY, WHITE**

Cat. No.
ATOVN67IDO-XXX



L: 66-3/4"
W: 31-3/8"
H: 23-3/4"

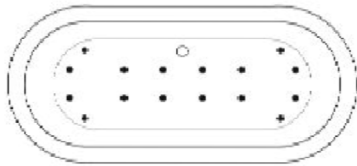
Water depth to top of tub: 18-1/4"
Water depth to overflow: 15"
Bottom drain to back of rim: 17-1/2"
Bathing well to floor: 5"
Bottom of drain to floor: 3-5/8"
Bathing well: 45-1/2" L x 19-1/2" W
Bottom of tub: 61" x 28-1/2"

The following is recommended for
ATOVN67IDO tubs:

Freestanding Filler: part #7901, 7922, or 7934
(Supplies included with filler)



For easier installation we
recommend use of 5598-ITD
Easy Install Rough In Kit



(Air jet configuration if system is added,
more info on page 2.)

Gallon Capacity: 66
Shipping Weight: 155 lbs.
Empty Weight: 124 lbs.
Filled Weight: 672 lbs.

Features:

- ▶ Acrylic construction for lighter weight
- ▶ No faucet hole
- ▶ Overflow slot with integrated drain
- ▶ Drain included
- ▶ Includes built-in adjusters
- ▶ Angle slope of tub: 24°
- ▶ Tap deck: 50' x 3-3/4"
- ▶ Drain and overflow covers included (available in 6 finishes)
- ▶ Tub is thoroughly inspected before shipment
- ▶ Option to add foam insulation between tub walls available
- ▶ **New:** Air jet system now available more info on page 2



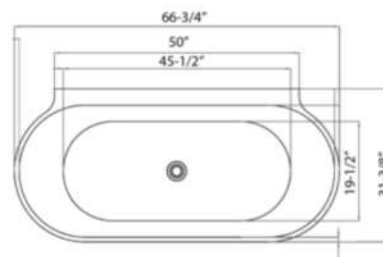
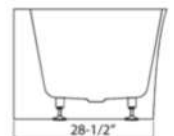
Tub Colors:

WH White

Finishes:

BN Brushed Nickel
CP Polished Chrome
ORB Oil Rubbed Bronze
PB Polished Brass
PN Polished Nickel
WT White


Custom Colors Available (inside of tub is always white enamel);
Painted bathtubs are considered "special order" and are not returnable



Dimensions of fixture are nominal and specifications subject to change without notice.

BATHTUB AIR JET KIT

Cat. No.
AIR KIT 1, AIR KIT 2



- A** AIR JET - Bottom air jets for maximum bubble action.
- B** BLOWER - The heart of the massage system.
- C** MANIFOLD - Double back flow security prevention device.
- D** FLEXIBLE PVC HOISING - IAPMO certified.
- E** MAIN AIR INTAKE HOSE - High temperature and pressure resistant.

Air Kit is installed in tub before shipment

Features:

- ▶ 750 Watt blower motor operates system
- ▶ 300 Watt air heater warms air
- ▶ System powered by 120V
- ▶ 16 brass air jets placed in bottom of tub
- ▶ Each air jet has 24 holes
- ▶ Air jet caps available in white (AIR KIT 1) or black (AIR KIT 2)
- ▶ Includes 1¼" x 3' main air hose plus 1¼" x 9' extension hose
- ▶ Automatic system purge after each use
- ▶ Automatic safety timer turns off system after 20 minutes
- ▶ Includes water tight remote control
- ▶ Compatible with most acrylic, copper and resin tubs with no feet
- ▶ Not available with cast iron tubs or tubs with feet

INSIDE TUB VIEW - WILL VARY BY TUB DESIGN

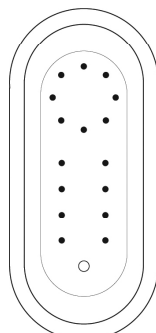


Air Jet

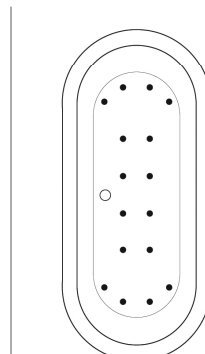


Remote

Oval bathtub
Sample jet configuration




with end drain

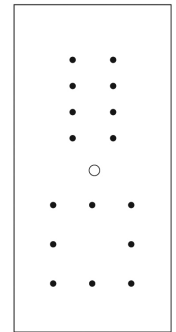


with center drain

Rectangular bathtub
Sample jet configuration



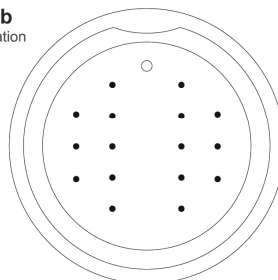
with end drain



with center drain

These diagrams are general representations.
Jet placement may vary dependent on tub shape

Round bathtub
Sample jet configuration



Features:

(16) Maxi Air Jets



Elbows for air jets



Tees for air jets